

FEATURES

- **Ultra-Dependable**
- **Low Profile Sensor**
- **Plumb, Plug & Play (Most Models)**
- **Low Power Consumption**
- **Almost No Maintenance**
- **Sensor Loss Alarm**
- **Systems for Many Sized Ponds**
- **Easy Read Indicators**
- **1 Year Limited Warranty**
- **No Moving Parts**

Get Peace of Mind!

No other filling system is able to function properly in rough waters like Level Waters systems do. Our process took years of design engineering to overcome the problems associated with moving water in ponds. Other systems cost more and require the sensor be mounted in a calm area. Our system sensors last for years. Other system sensors break down and require frequent replacements.

For further information visit us on the web at www.aquilitysystems.com, contact your local distributor or call (352) 332-1549.

Custom Systems Available

- ✚ Custom Interfaces - Designed to your needs.
- ✚ Multi-Unit Interface - Control multiple ponds or water gardens from one controller.

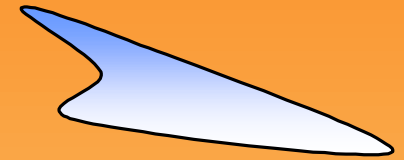


Aquility Systems, Inc.
6949 SW 21st Ln.
Gainesville, FL 32607

Available from:

Level Waters

AUTOMATIC WATER LEVELING SYSTEMS



How It Works

Automatic Water Leveling System

Overview



The Modern Filling Solution

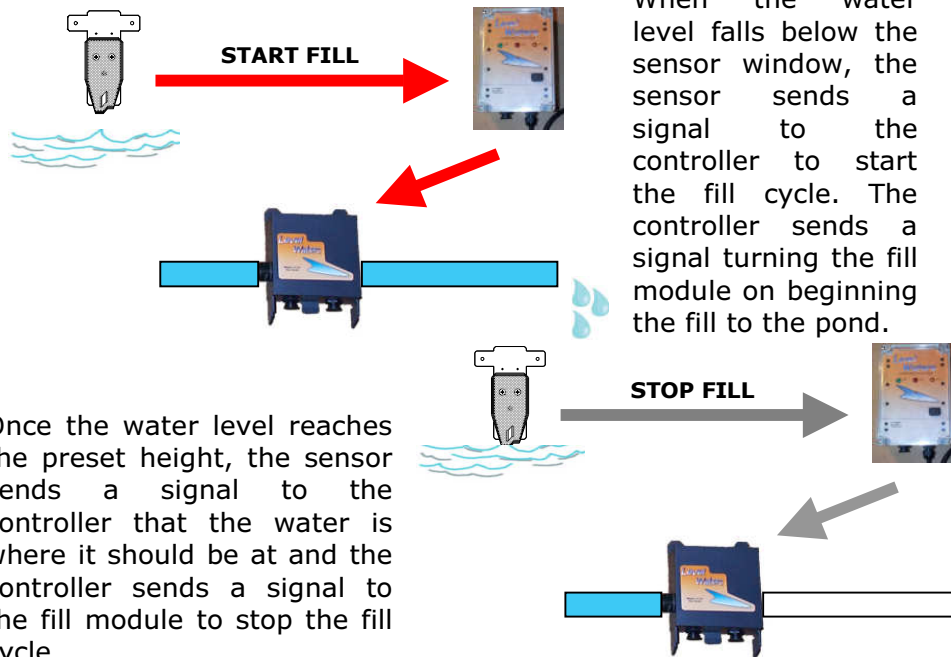
Your pond demands the Best!

Level Waters™ Automatic Water Leveling Systems provide dependable electronic filling for your pond or water garden. Designed to solve the problems associated with float-style valves, the systems' proven technology maintains the level in your water feature even when small leaks exist without moving parts! They can even be used as a water replenishment system so that your water stays fresh and crystal clear.

How The System Works

All of the **Level Waters™** Automatic Water Leveling Systems operate in the same manner. The low-profile sensor is placed either on the side of the pond in an inconspicuous location, or in the pond's skimmer at the desired water level. It can be easily adjusted for small changes in height using two captive screws.

The sensor is connected through the sensor interface cable to the fill module and, in turn, the fill module is connected through the control cable to the controller.



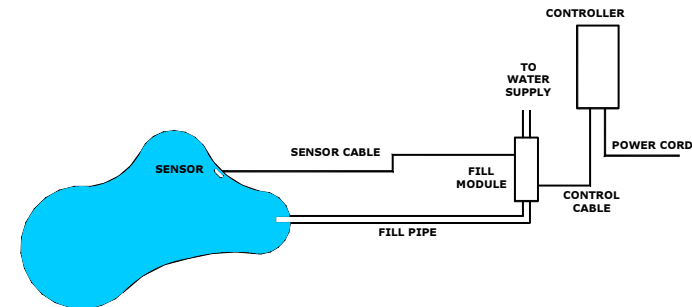
No need to depend on unreliable float-valves!

Almost No Maintenance

Other than periodically changing the system's alarm battery and brushing the sensor, **Level Waters™** Automatic Water Leveling Systems require almost no maintenance; just mount and enjoy the benefits of an automated filling system.

Installation Is A Breeze

Level Waters™ Automatic Water Leveling Systems are easy to install. The Plumb, Plug & Play models need no wiring to install. All connections are made with watertight cam-lock connectors. Simple plumbing is needed to run water to the fill module and the pond. Anyone can do it.



Six different systems are available for applications from small to large:

- ◆ LCS-0901 Indoor Controller, P,P&P, 1/2" Feed to 8 GPM
- ◆ LCS-3401 Indoor Controller, P,P&P, 3/4" Feed to 15 GPM
- ◆ XLS-1221 Outdoor Controller, P,P&P, 1/2" Feed to 8 GPM
- ◆ XLS-3421 Outdoor Controller, P,P&P, 3/4" Feed to 15 GPM
- ◆ XPS-3411 Outdoor Controller, Pro Install 3/4" Feed to 15 GPM
- ◆ XPS-1011 Out door Controller, Pro Install 1" Feed to 30 GPM

Check out our product literature at www.aquilitysystems.com or contact your local retailer to find out which system best fits your needs.